

What does Computing look like at Cavendish Close?



The National Curriculum for pupils in KS2 for Computing aims to ensure that:




- Pupils can understand and apply the fundamental principles and concepts of computer science, including abstraction, logic, algorithms and data representation.
- Pupils can analyse problems in computational terms, and have repeated practical experience of writing computer programs in order to solve such problems.
- Pupils can evaluate and apply information technology, including new or unfamiliar technologies, analytically to solve problems
- Pupils are responsible, competent, confident and creative users of information and communication technology.

More detail about the intent, implementation and impact of Computing at Cavendish Close Junior Academy can be found in our website documentation.

Here is a breakdown of expectations and content for a Computing unit of work at Cavendish Close Junior Academy.

Pre and Post Learning Assessments:

Children complete Pre and Post Learning Assessments for all Computing Units, this allows teacher's to identify clear gaps in learning or misconceptions and address these throughout the unit of learning. Children will then return to these at the end of the unit and write about what they have learnt.

KS2 Computing Programme of Study Pupils should be taught to understand computer networks	
Date	Date
Pre- learning	Post-learning
Can you draw and label a picture of a computer network?	Can you draw and label a picture of a computer network?
	
How do you think you got on? 	Memorable learning:


Quadrant Grids

At the beginning of every lesson, children complete a quadrant grid to repeat and re - visit their Computing and Online Safety knowledge and skills from previous years and topics for long term memory retention. This enables children to commit their Computing knowledge to long term memory and revisit this when needed

<u>Online Safety:</u>	<u>Previous Year Group:</u>
<u>Last Topic</u>	<u>Last Lesson</u>

Adapted Resources and lesson plans from the
National Computing Centre .

Lesson plans and resources adapted to suit our academy and 1:1 device scheme, allow for all national curriculum objectives to be covered and ensure progression across year groups.



**National
Centre for
Computing
Education**

Work Set and completed on Dojo (where possible):

Children complete Computing work that is set on their 1:1 device. This allows them to explore online resources and complete their work on their device to practice their typing and digital literacy skills. Staff can give feedback by giving the work a 'like' or leaving a comment.

Some lessons may be completed on paper where needed, for example if this is a planned 'unplugged lesson'. In this case, children will take a phot of their work to upload to their Dojo Portfolio as evidence.

